

## N-2 Supplement (100X), Serum-free

---

### Description

TargetMol's N-2 serum-free Supplement (100X) is a classic and widely used cell culture supplement for the growth and culture of neurons derived from organoids, neuroblastoma, peripheral nervous system (PNS), and central nervous system (CNS). The formulation contains key components including insulin, transferrin, putrescine, selenite, and progesterone, which provide stable nutritional support for neurons and effectively support cell growth and functional maintenance under serum-free conditions.

N-2 serum-free additive is provided in the form of 100X concentrated solution and can be used in combination with serum-free DMEM/F-12 or Neurobasal medium supplemented with growth factors such as bFGF and EGF. This product is compatible with multiple cell types and is suitable for the cultivation of CNS neurons, neural stem cells, and neurogenic tumor cells. It can also be applied in neuronal differentiation and mechanistic studies. With its stable formula and high reproducibility, N-2 Supplement is an ideal choice for establishing serum-free and controlled cell culture systems.

### Product Features

1. Optimized formulation with comprehensive nutritional support
2. Supports the culture of multiple types of neural cells
3. Serum-free with high batch-to-batch consistency
4. Compatible with a variety of basal media
5. Sterile-filtered and ready for direct addition to cell culture systems

### Product Applications

- Growth and maintenance of neurons derived from the central nervous system (CNS) and peripheral nervous system (PNS)
- In vitro culture of neural stem cells and neural progenitor cells
- Culture of neuroblastoma and other neurogenic tumor cell lines
- Construction and study of organoid and neuronal differentiation models
- Studies on neuronal function and differentiation mechanisms under serum-free conditions

### Instructions

- Add N-2 Supplement (100X), Serum-free to serum-free basal medium at a ratio of 1:100 and mix thoroughly, such as DMEM/F-12 or neuron-specific basal media (e.g., Neurobasal).
- Appropriate growth factors (such as bFGF and EGF) may be added to the basal medium according to experimental requirements to support the growth of neural stem cells or neurons.
- The prepared working medium can be used directly for cell seeding, culture, or medium replacement.
- The prepared medium may be stored at 4°C for short-term use, generally for no longer than 1 week.




### Storage Conditions

Store at -20°C for 2 years.

### Precautions

1. Before use, thaw the product slowly at 4°C (overnight thawing is recommended). After thawing, aliquot and store appropriately to avoid repeated freeze-thaw cycles.
2. Mix thoroughly before use to ensure uniform distribution of components.
3. Maintain sterile operation during use to prevent contamination.
4. To ensure product performance, avoid prolonged exposure to room temperature or elevated temperatures.
5. This product is intended for professional research use only. It must not be used for clinical diagnosis or treatment, food or drug applications, and must not be stored in residential or other non-professional environments.

#### TargetMol US

 [sales@targetmol.com](mailto:sales@targetmol.com)  (781) 999-4286  [www.targetmol.com](http://www.targetmol.com)

 34 Washington Street, Suite 220, Wellesley Hills, MA 02481

#### TargetMol EU

 [sales@targetmol.com](mailto:sales@targetmol.com)  +43(0)676/786025  [www.targetmol.com](http://www.targetmol.com)

 Hafenstraße 47-51, 4020 Linz, Austria



LinkedIn



Facebook



PDF Documents